

# TX Series

## POWER SUPPLY



**Powerful**  
Single +12V rail

**Energy Efficient**  
High efficiency design  
generates less heat

**Quiet and Cool**  
Thermally controlled fan

**Fully Compatible**  
Supports Intel/AMD,  
PCI-E 8-pin and SATA

**Supports  
Dual Graphics cards**  
Compatible with dual  
graphics card configurations



### Advanced Technology, High Performance

Enthusiasts looking for the optimal in price performance PSU technology will find the Corsair TX750W/TX650W series of PSUs will meet even the most demanding of required specifications.

The Corsair TX750W/TX650W power supplies are engineered using advanced technology and components typically found with high performance power supplies. With design features such as a dedicated, single +12V rail offer the maximum compatibility with the latest system components. Energy efficient circuitry capable of delivering greater than 80% efficiency ratings across 20%, 50%, and 100% load conditions make the TX family of PSUs is ideal for the value/quality conscious enthusiast. With a large 140mm (120mm on TX650W) diameter temperature-controlled fan that is ultra quiet, yet still more than sufficient to cool the internals of the system, reliability and stability are no longer worries for the gamer, overclocker or enthusiast and high-end system builder.

Each Corsair TX power supply is backed with an industry-leading 5-year warranty and 24/7 on-demand customer service.



# TX Series



## POWER SUPPLY




### Legendary Corsair Warranty and Customer Service

Corsair stands behind the TX product family with an industry leading 5 year (60 months) warranty. Because questions occur at all hours, on-line customer support is accessible 24/7 at [www.askthepowerguy.com](http://www.askthepowerguy.com)

You'll find FAQs and helpful hints from experts and other users, as well as easy directions for organizing returns if needed



FULLY SLEEVED CABLES



QUIET DOUBLE BALL BEARING 120MM FAN



HIGH QUALITY CAPACITORS FOR SUPERIOR RELIABILITY

### Core Features:

- Supports ATX12V v2.2 standard and older ATX12V 2.01 spec
- Ultra-quiet 120mm (140mm on TX750W) double ball-bearing fan delivers excellent airflow
- 80% + energy efficiency at 20%, 50% and 100% load condition for less heat generation and lower energy bill
- 99% Active Power Factor Correction provides clean and reliable power to your system
- Universal AC input 90 ~ 264V automatically scans and detects the correct voltage
- Dedicated single +12V rail offers maximum compatibility with latest components
- Over Current/Voltage/Power Protection, Under Voltage Protection, and Short Circuit Protection provide maximum safety to your critical system components
- High quality capacitors provide uncompromised performance and reliability
- Extra long cables support full tower size chassis
- TX750W Dimension: 5.9"(W) x 3.4"(H) X 6.3"(L);
- TX650W Dimension: 5.9"(W) x 3.4"(H) X 5.5"(L);
- MTBF: 100,000 Hours

PART NUMBER	650W	750W
USA	CMPSU-650TX	CMPSU-750TX
UK	CMPSU-650TXUK	CMPSU-750TXUK
EUROPE	CMPSU-650TXEU	CMPSU-750TXEU
AUSTRALIA	CMPSU-650TXAU	CMPSU-750TXAU
JAPAN	CMPSU-650TXJP	CMPSU-750TXJP
CHINA	CMPSU-650TXCN	CMPSU-750TXCN

### Corsair TX650W Specifications: Model CMPSU-650TX

AC INPUT RATING					
AC INPUT: 90-264V	CURRENT: 4.5-9A		FREQUENCY: 50Hz-60Hz		
DC OUTPUT RATING					
DC OUTPUT	+3.3V	+5V	+12V	-12V	+5Vsb
MAX LOAD	24A	30A	52A	0.8A	3A
MAXIMUM COMBINED WATTAGE	170W		624W	9.6W	15W
	TOTAL POWER: 650W				

### Corsair TX750W Specifications: Model CMPSU-750TX

AC INPUT RATING					
AC INPUT: 90-264V	CURRENT: 4.5-10A		FREQUENCY: 50Hz-60Hz		
DC OUTPUT RATING					
DC OUTPUT	+3.3V	+5V	+12V	-12V	+5Vsb
MAX LOAD	30A	28A	60A	0.8A	3A
MAXIMUM COMBINED WATTAGE	180W		720W	9.6W	15W
	TOTAL POWER: 750W				



Visit our website at [www.corsair.com](http://www.corsair.com)

©2007 Corsair  
The TX Series logo and the Corsair logo are all trademarks of Corsair.  
All other names and products are trademarks of their respective owners.